






# Early Years Child Development App

## Accessing The App – A guide for parents and carers

Using the Early Years app will enable you to complete your child development assessment questionnaires online and submit them to your Health Visitor for review. As well as being more efficient and saving you time, it will help to track your child’s development and allow health professionals to better support and care for your whole family.

This help guide will show you:

-  What devices you can access the application on
-  How to create your account
-  Where to seek further help and support

Once you have access to the app, please read the second helpcard called ‘Using the App’ to see how to complete the online assessment questionnaires.

### Devices to access the app

- 1) You can access the Early Years application on a web browser on any device with Wi-Fi or a 4G connection. Google Chrome is the preferred browser to use.
- 2) You also have the option of downloading the Early Years App from the Android/IOS App Store. You can use the app on a smartphone with Wi-Fi or a 4G connection.

### Downloading and logging onto the app

- A member of your Health Visiting Team will get in touch with you and ask you to confirm your mobile number and email address. You will then be sent an automatic email and text message containing a link to create your account. This email is entitled ‘Early Years – Account Activation’ and will be sent from ‘GM Digital Platform’.

To access the application on a web browser on any device	To access the application by downloading the App from the app store
Select the link contained in the ‘Early Years Account Activation’ email or text message. Follow the instructions below to create your account.	Open the App Store on your smartphone. Search for <b>GM Early Years</b> app and download it.  Open the app from your phone and follow the below instructions to create your account.

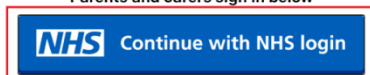
## Step 1: Creating your NHS Login (or log in with existing NHS login)

When you open the Early Years app or select the link contained in your 'Early Years Account Activation' email/text message, the ABC Sign In page will display.

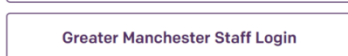
- ➔ Select **Continue with NHS Login**



Parents and carers sign in below



Staff members sign in below



If you already have a patient NHS Login (which you've created to access other NHS services), you can use the same email address and password to access Early Years. If you don't have an NHS Login you can create one by following the steps below.

You only have to create an NHS login once and you can then use it to access other health websites and apps wherever you see 'NHS login' (as well as being able to log into the Early Years application).

- ➔ Please refer to this NHS link which guides you through the process to create your NHS login <https://help.login.nhs.uk/setupnhslogin/>

There is also an NHS video explaining the NHS login process [Getting patients started with NHS login - NHS Digital](#)

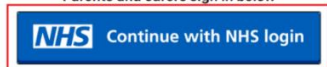
In order to create your NHS account you will be asked to provide your name, date of birth, NHS number and postcode.

## Step 2: Log into the Early Years application

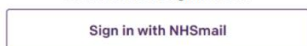
- Once you receive email confirmation from the NHS that your information has been verified and your NHS login is set up, you'll then be able to log into the Early Years application.
- ➔ Re-open the 'Early Years - Account Activation' email (or open the app from the app store), select the link in the email and select **Continue with NHS login**



Parents and carers sign in below



Staff members sign in below



- ➔ Enter your email address and NHS login password to gain access to the Early Years application
- ➔ If you are not logged in but instead receive the following message, please request access via the supplied email - [EarlyYearsAppSupport@greatermanchester-ca.gov.uk](mailto:EarlyYearsAppSupport@greatermanchester-ca.gov.uk)

We are sorry, but your account within Early Years system is either inactive or does not exist.

Please contact [EarlyYearsAppSupport@greatermanchester-ca.gov.uk](mailto:EarlyYearsAppSupport@greatermanchester-ca.gov.uk) to receive guidance regarding problem resolution.

---

## Next Steps

- You will now be logged into the app but you don't need to take any further action at this stage.
- When your child enters its next assessment period you will receive an email asking you to complete the relevant assessment form(s).
- Please read the second help guide called '**Using the App**' to see how to view your child's development information and complete the online assessment questionnaires.

---

## Additional Early Years Access

There are two levels of access in the Early Years application.

1. When you initially create your NHS login and gain access to the Early Years App, you will be able to access current assessment forms which require completion and the video content and guidance.
2. Once within the App, you will then have the option to increase your access level by submitting photo ID and recording a short video so that the NHS can verify your identity. This will give you access to additional information, including your child's historical assessment forms and documents shared by your health visitor.

---

## Further help and support

- You can read frequently asked questions on setting up your NHS login <https://www.nhs.uk/using-the-nhs/nhs-services/the-nhs-app/help/nhs-login/>
- If you encounter difficulties accessing the app, please contact the NHS App team via this website <https://www.nhs.uk/contact-us/nhs-app-contact-us>

- If you feel you are unable to use the app (e.g. due to poor internet connection or if English isn't your first language) then please contact your health visiting team.
-